

INTERIOR & EXTERIOR

MARVIN DESIGN OPTIONS



MARVIN 
Windows and Doors
Built around you.®



AT MARVIN WINDOWS AND DOORS

THERE'S NO SUCH THING AS ORDINARY.



Quality craftsmanship is what separates Marvin® windows and doors from all others. You can see it in every window and door we build. In the wood species we source from sustainable sources. In our state-of-the-art hardware systems that elegantly complement the refined construction of our products. And in the way our products are ENERGY STAR® qualified. Plus, nobody offers more possibilities for customization. From size and shape to color and style, this is why Marvin windows and doors are truly *Built around you*®.





INTERIOR SHADES

INCREDIBLY FUNCTIONAL AND POSITIVELY STYLISH.

Designed for Marvin® products only, our shades are fully integrated, matching any current Marvin interior finish and appearing as a seamless part of the window or door. Functionally graceful, there are no visible cords or pulleys and the window or door operates while the shade is in use. The fit is neat and precise with virtually no light bleed. There's no need for after-market retailers when you choose shades from Marvin. It's a one-stop shop – you don't even need to measure for installation. Adding beauty and functionality to a home through integrated shades is now possible.

COLOR OPTIONS:



SHADES DON'T PROTRUDE AND
THERE ARE NO VISIBLE CORDS

* Denotes colors are also available in blackout fabric.
Interior shades are available in the United States and Canada.



CASINGS & SUBSILLS

EXCEEDS SPECIFICATIONS AND EVERY EXPECTATION.

Adding Marvin® clad or wood casings and subsills to your windows and doors provides great architectural detail to any home. Our clad casings are made of ultra-durable extruded aluminum, which features a beautiful factory applied finish that resists chalking, fading, pitting, corrosion and marring. Casing profiles are consistent around a window or door, except for the Potter casing profile, which has a taller head. Custom casings and subsills are also available.



BRICK MOULD CASING
WITH A246 SUBSILL



FLAT CASING
WITH A246 SUBSILL



COLUMBUS CASING
WITH A1450 SUBSILL



GRAYSON CASING
WITH A1451 SUBSILL



KINGSLEY CASING
WITH A1452 SUBSILL



RIDGELAND CASING
WITH A1453 SUBSILL



STRATTON CASING
WITH A1453 SUBSILL



THORTON CASING
WITH A1450 SUBSILL



POTTER CASING
WITH A217 SUBSILL



DIVIDED LITES

FINISHING TOUCHES WITH THE MARVIN TOUCH.

Marvin® offers a variety of ways to create the window pane patterns that you want. Choose Authentic Divided Lites for historic significance, Simulated Divided Lites for energy efficiency, or Grilles for easy maintenance. Fine detailing and craftsmanship comes standard. Marvin's custom capabilities allow us to create almost any divided lite pattern to meet your design style. Choose from an existing lite cut or specify custom divided lites according to a new design.



SIMULATED DIVIDED LITE (SDL)

SDL is an energy-efficient way to create the look of divided lites. SDL bars are permanently adhered to both sides of the glass.



SIMULATED DIVIDED LITE WITH SPACER BAR (SDLs)

SDL bars are combined with spacer bars installed between the glass, creating the feel of Authentic Divided Lites.



AUTHENTIC DIVIDED LITE (ADL)

Separate panes of glass are glazed between muntin bars – the way windows have been made since the beginning. (Available for wood units only.)



GRILLES-BETWEEN-THE-GLASS (GBG)

Grilles are permanently installed between the glass panes. This low-maintenance grille is available with a two-tone option.



GRILLES

Solid wood Grilles on the interior offer the look of classic divided lites, but can be easily removed for cleaning.



HARDWARE FINISHES

QUALITY YOU CAN FEEL.

You want your home to express your style and your standards. Offering a wide array of design and finish options. Marvin® makes it easy to complement your style and complete your vision. These hardware selections look great with all our products. Just as importantly, they are engineered to operate dependably with your windows and doors.

WINDOW HARDWARE FINISHES.



SATIN TAUPE



BRONZE



WHITE



ANTIQUE BRASS



BRASS



SATIN NICKEL



SATIN CHROME



OIL RUBBED BRONZE



POLISHED CHROME

DOOR HARDWARE FINISHES.



SATIN TAUPE



DARK BRONZE




WHITE



SATIN CHROME




POLISHED CHROME



SATIN NICKEL PVD



BRASS PVD



OIL RUBBED BRONZE PVD



OIL RUBBED BRONZE



ANTIQUE BRASS

Note: Satin Nickel, Brass and Oil Rubbed Bronze finishes are available with a PVD finish for doors. The Physical Vapor Deposition (PVD) process adds a layer of toughness to hardware exposed to environmental factors like direct sun and humidity. PVD finishes resist fading and discoloration, even in coastal areas.



GLASS & GLAZING

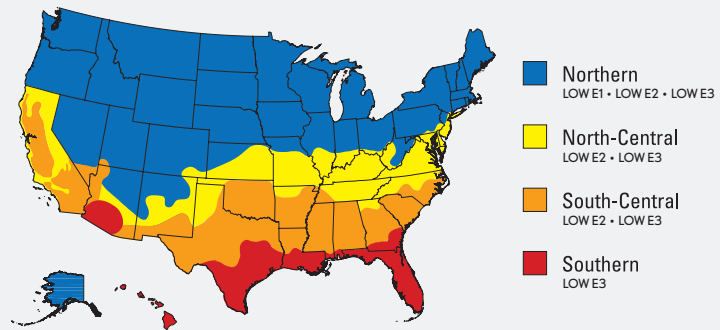
ENHANCE YOUR HOME'S ENERGY EFFICIENCY, BEAUTIFULLY.

Low E coatings on the glass surface manage the amount of light and heat either conducted through a window or reflected away from it, reducing your home's need for energy-consuming climate control systems. The national ENERGY STAR® program recognizes products that meet strict energy-efficiency guidelines to suit climates in different areas of the country. Marvin® window and door products are available with Low E1, Low E2, or Low E3 glazing options to meet these requirements for any climate.

LOW E1 - A single layer of metallic coating blocks heat loss to the outside while allowing the highest levels of solar heat into a room.


LOW E2 - A double layer of metallic coating provides year round performance and comfort, with better protection against radiant heat transfer than Low E1.

LOW E3 - Three layers of metallic silver provides the lowest solar heat gain performance for warm, southern climates.



GLASS OPTIONS.


Marvin offers a broad array of specialty glass options, including glazing for unique project needs like sound abatement, Sea Turtle Conservation Codes and California fire zones. A few of Marvin's decorative glass options are shown. See MarvinWindows.com for a larger selection of patterned, specialty and decorative glazing, or have our artisans create a special glass just for you.




OBSCURE




GLUE CHIP




RAIN




ENGLISH 1/2" REEDED



AQUATEX




BRONZE




GRAY



FLEMISH



SANDBLASTED




FROST




SCREENS


SCREENS THAT ARE THOUGHT THROUGH, NOT TACKED ON.




CHARCOAL
FIBERGLASS




CHARCOAL
ALUMINUM WIRE




BLACK
ALUMINUM WIRE



BRIGHT
ALUMINUM WIRE



BRIGHT
BRONZE WIRE



HI-TRANSPARENCY
MESH

RETRACTABLE SCREEN.

Imagine never having to remove screens from windows again, but still being able to enjoy the benefits of a wide open view or a window screen as easily as opening and closing window treatments. Discover the Retractable Screen from Marvin® Windows and Doors. The Retractable Screen provides the perfect solution for Ultimate Casement and Next Generation Ultimate Double Hung windows. When a screen is needed, simply glide the retractable screen in place. When wide open views are needed, the Retractable Screen effortlessly integrates into the jamb of the window. When the screen is in use, it is virtually undetectable with its Hi-Transparency mesh.





Quality craftsmanship. Unrivaled energy efficiency. Endless customization options.
These are the reasons why Marvin® windows and doors are truly *Built around you.*

MARVIN 
Windows and Doors
Built around you.®